



**R&R Pools**  
...everyone deserves a little R&R



**6 WEEKS  
TO PLANNING  
THE PERFECT**



**Pool Party**



# Week 6. Let's Set The Mood!

When planning any party, the first thing you need to think about is your theme. This is a pretty good time to start building a Pinterest board to add your party ideas to. Be sure to pin decorations, food, desserts, pool toys and anything else you want to have at your party. Here are some great Pool Party Themes that we think you'll love.



6 WEEKS  
TO PLANNING  
THE PERFECT  
Pool Party



# Beach Theme

This is a pretty easy one. What do you take to the beach? First, you'll need some beach balls. We suggest you have plenty for the pool, but what about a grand entrance to your backyard with a beach ball arch to greet everyone who arrives. What do you build at the beach? Sand castles, of course. You can incorporate sand castles into your food selections, like these Rice Krispy treats ([LINK](#)) and table decorations with buckets filled with everything you'll need for a day at the beach ([LINK](#)).



6 WEEKS  
TO PLANNING  
THE PERFECT  
*Pool Party*

# Pink Flamingo Theme

Everything pink, orange and yellow will surely bring this colorful bird into your party theme. Pink flamingos inhabit tropical locations, so this pool theme will have all of your guests thinking about their next vacation. Use pink flamingo balloons [\(LINK\)](#) and those amazing pink flamingo yard decorations you can get from any home and garden store or in bulk on Amazon.com [\(LINK\)](#). Try these great decoration ideas with bright pink flowers for the tables [\(LINK\)](#).




6 WEEKS  
TO PLANNING  
THE PERFECT  
*Pool Party*



# Sea Creature Theme

Like the saying goes, there are plenty of fish in the sea. Find inspiration for this party from your favorite underwater cartoon characters. This party will be very colorful, so don't be afraid to mix in a lot of color. Bring the sea to life by adding some character to your party food ([LINK](#)). Use crepe paper to make seaweed curtains ([LINK](#)). Turn your cupcakes into octopus cupcakes ([LINK](#)).



16



14



20



6 WEEKS  
TO PLANNING  
THE PERFECT  
*Pool Party*

# Shark Party Theme

For this party you can just think about the movie “Jaws” with nets, shark bait and pool toys like these inflatable shark mouths [\(LINK\)](#). Don’t forget the foam shark fins [\(LINK\)](#) for those little sharks swimming in the pool all day! You can even turn a game of bean bag toss into something called “chum toss” [\(LINK\)](#) by painting shark mouths on your boards.




6 WEEKS  
TO PLANNING  
THE PERFECT  
*Pool Party*



# Hawaiian Theme



Tell your guests to wear their flowered shirts and shower them in leis upon their arrival. Set the mood with ham and pineapple kabobs [\(LINK\)](#), fruity drinks like this Hawaiian Cream Soda [\(LINK\)](#) and colorful Hibiscus flower decorations like these DIY tissue paper flowers [\(LINK\)](#).



6 WEEKS  
TO PLANNING  
THE PERFECT  
*Pool Party*

# Garden Party Theme

Turn your backyard pool into a dreamy garden paradise! Imagine floating candles [\(LINK\)](#) and flowered wreaths [\(LINK\)](#) adorning your pool water and flowered lights hanging all around the pool. Decorate in pastels such as soft greens, pinks and white. Food should be light too, such as cucumber and avocado sandwiches [\(LINK\)](#) and sparkling grape juice or white wine. This party is more for the adults.



6 WEEKS  
TO PLANNING  
THE PERFECT  
*Pool Party*



What about the Pool? Six weeks out you should be checking your pool for cloudiness. If the pool is cloudy, it may take a few weeks to shock and clear the water back to normal. For more information about pool chemistry, check out some articles about maintenance. ([POOL MAINTANCE](#)) If the party planning is already a lot of work, it may just be easier to schedule an appointment with a professional pool dealer. ([FIND A DEALER](#))



6 WEEKS  
TO PLANNING  
THE PERFECT  
*Pool Party*




# Week 5: Invitations

Typically, you should send out invitations 3-6 weeks before the date of the party. This should give your guests ample time to plan on attending. Plus, if you want to get crafty with your invitations, you will have plenty of time to do so. Don't forget to ask them to RSVP by a certain date, so you can purchase the proper amount of party supplies.

Here are some great party invitation DIY's you can do for each party theme listed above:



**Beach Party** – Did you know you can actually mail flip flops with a stamp? No envelopes are needed for this! Just glue the party invitation directly on the bottom of the flip flop, cutting it to match the shape of the shoe. On the top side, add the mailing address, return address and a stamp! [\(LINK\)](#)



6 WEEKS  
TO PLANNING  
THE PERFECT  
Pool Party



**Pink Flamingo Party** – How about a party invitation that says “Let’s Falmingle!” ClickDesigns has a great collection of flamingo digital paper at a low cost. You can download them and personalize your party invitation on your own computer. [\(LINK\)](#)



**Sea Creature Party** – These invitations can be lots of fun with all of the different sea creatures to choose from. These underwater invitations [\(LINK\)](#) are so cute that everyone will RSVP.





**Hawaiian Party** – What would a Hawaiian party be without the beautiful Hibiscus flower? These invitations are a free download, so you can add your own tropical flair. [\(LINK\)](#)



**Shark Party** – Shark parties wouldn't be fun without the guest of honor! Ask your friends to "swim on over for a bite" with these cute shark invites. [\(LINK\)](#)



**Garden Party** – A garden party needs one element and that is botany. A beautiful flower arrangement will do just fine for these invitations. [\(LINK\)](#)



**6 WEEKS TO PLANNING THE PERFECT Pool Party**

## Week 4 – Menu & Drinks

A great idea to have at a pool party is a continuously available food and drink station. If your guests are swimming all day, they may need food and drinks available at all times. Plan on having some snacks ready for your guests to grab when they're getting in and out of the pool. Forget that rule where you have to wait at least 45 minutes to jump back in after you eat—we've already debunked that myth for you!

So, what should you put in your drink station? For one, don't forget the little guests, they'll need plenty of water and drinks that will give them more energy for all of the swimming they are doing. Think about keeping a cooler especially for them so they can grab a drink when they need to. For the adults, you'll have to plan according to the likes of the guests you're inviting. Do your guests want alcoholic beverages or just some fun, alcohol-free drinks? Make sure you grab a few great recipes to add to your Pinterest board. [\(LINK\)](#)

Although you probably want to hold off on getting some foods so they don't spoil, it may be a good time to start stocking up on the snacks and drinks that won't go bad.



6 WEEKS  
TO PLANNING  
THE PERFECT  
*Pool Party*



## Week 3 – Pool Supplies & Music Playlist

Whatever time your party starts, plan on it lasting all day. Try to make your guests feel extra comfortable by providing anything they may forget to bring with them. These things could be sunglasses, beach towels, sunscreen, bug spray, or anything such as floaties for toddlers and small children. Keeping kids extra safe around the pool should be a priority.

No matter what your theme is, there's a music list out there for you. If you need some help finding good music to match your theme, try looking here. Try making a playlist on your iPod or your phone. Don't forget to check your speakers before the big day.





## Week 2 – Check Your RSVPs Plan Activities

So, what kind of activities can you do in or around a pool?

**Water Bombs** – These are great for kids and adults! They are made from sponges, so they soak up the water and won't hurt when you get hit. [\(LINK\)](#)

**Butterfinger Ball** – This is easy—all you need is a beach ball and some really oily sunscreen. Let your guests throw it around and try to catch it. [\(LINK\)](#)

**Buried Treasure** – This is more for the little kids. They'll be busy for hours. Just fill a baby-sized pool with sand and add in some little treasures for them to find. [\(LINK\)](#)

**Swimming Pool Scrabble** – Add some lettered sponges to the pool and let the kids or adults make words out of them. [\(LINK\)](#)

**Inflatable Game Table** – This could be super fun for adults! Keep them in the pool with a card table that floats. [\(LINK\)](#)



6 WEEKS  
TO PLANNING  
THE PERFECT  
*Pool Party*



# Week 1 – Clean The Pool & Buy Food

Via blog ([LINK](#))

Make sure to check and maintain your pool chemicals by purchasing a FAS-DPD chlorine test, clean your pool of debris, and then determine the current cyanuric acid (CYA) level and subsequent free chlorine (FC) shock level. Know that professionals advise against using Di-Chlor; however, bleach or liquid chlorine should work just fine. Adjust your PH to a level between 7.2 and 7.5. To “SLAM” (Shock, Level, and Maintain), add the recommended amount of chlorine necessary to bring the FC to shock level. Also, don’t forget to vacuum!

Now that your pool is all ready, it’s time to head to the store to buy your food items. Be sure to make a list so you won’t forget any essentials! The closer you are to the party, the better, so that fruits and vegetables won’t go bad.



6 WEEKS  
TO PLANNING  
THE PERFECT  
*Pool Party*

# PARTY TIME!

On the day of the party, invite some guests over early to help you get everything set up. That way the stress of the day won't get to you. After guests have arrived, pat yourself on the back because you've just planned and executed one awesome party! Don't forget to enjoy it.



6 WEEKS  
TO PLANNING  
THE PERFECT  
*Pool Party*





6 WEEKS  
TO PLANNING  
THE PERFECT



# Pool Party

Latham Pool Products is the leading manufacturer of in-ground residential fiberglass swimming pools, pool covers, and vinyl pool liners in North America.

Click here to [Request a catalog](#) or [Ask a local pool builder](#) about Latham's array of high quality fiberglass pools from one of these fine brands.

Behind Every Pool.

